

PORT FOCUS: SAUDI ARABIA

25th LARGEST MARITIME COUNTRY IN THE WORLD

with

2,640 km OF COASTLINE

6,326,861 TEU OF CARGO TRAFFIC RECORDED IN 2014

-6% DECREASE IN CONTAINER HANDLING YEAR ON YEAR FY 2014

Total Value Re-export (\$US)

\$7,648,026,890

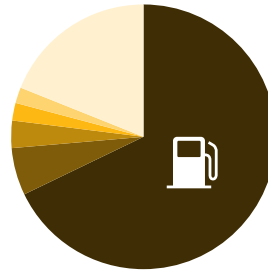
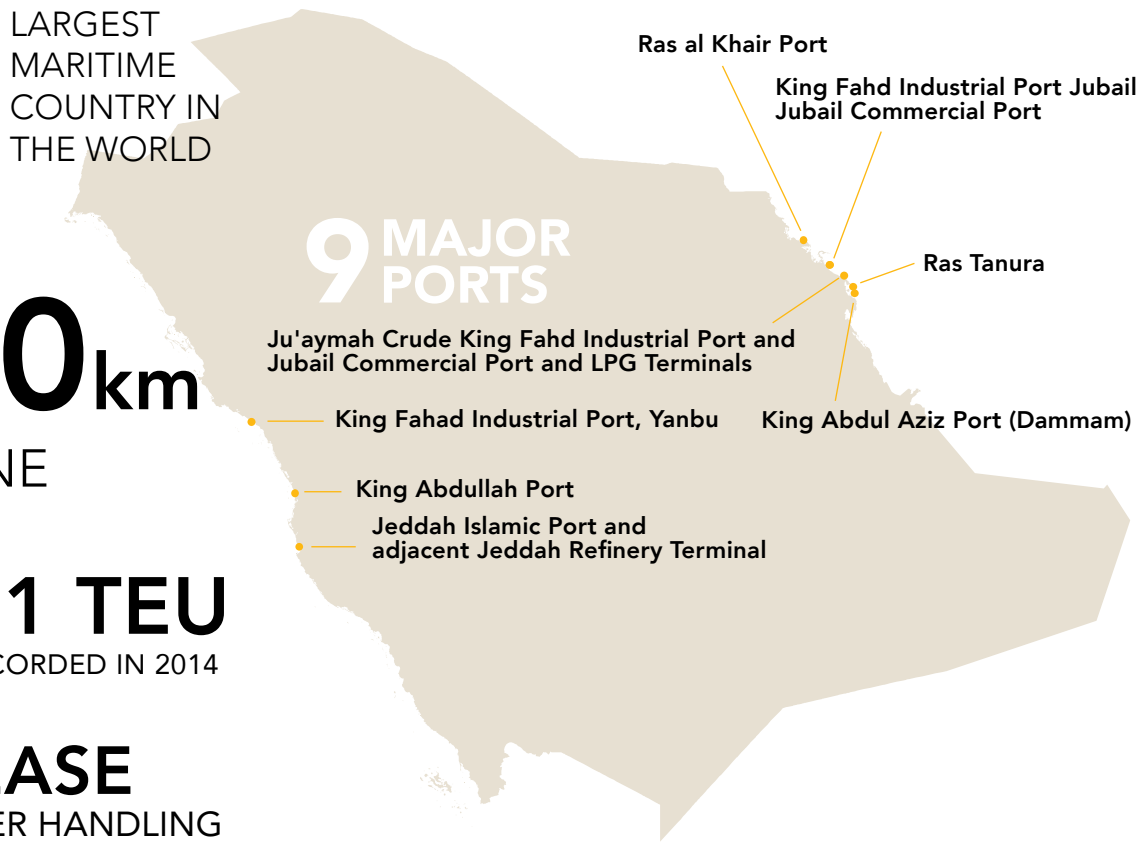
TOP TRADE PARTNERS

EXPORT DESTINATIONS:

China (\$44.2B)
Japan (\$42.5B)
United States (\$41.8B)
South Korea (\$33.1B)
India (\$30B)

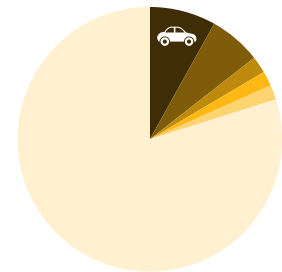
IMPORT ORIGINS:

China (\$20.5B)
United States (\$15.4B)
India (\$13B)
Germany (\$11.5B)
South Korea (\$8.29B)



MAJOR EXPORTS

● Crude Petroleum	\$232B
● Refined Petroleum	\$19.8B
● Ethylene Polymers	\$11.4B
● Acyclic Alcohols	\$7.37B
● Propylene Polymers	\$6.6B
● Other	\$64.777B
Total Export Value	\$341.947B



MAJOR IMPORTS

● Cars	\$13.6B
● Refined Petroleum	\$10.7B
● Delivery Trucks	\$3.48B
● Planes, Helicopters, and/or Spacecraft	\$3.06B
● Packaged Medicaments	\$3.01B
● Other	\$134.390B
Total Import Value	\$168.240B

